

PROJECT TIMBER

2023

Showcasing timber innovation and excellence
in New Zealand architecture and building

Secluded retreat
with captivating
coastal views

Magic of The Highlands Build in Waipu



PREMIUM ARCHITECTURAL
& BUILDING SOLUTIONS

ISSUE 05

Nature & functionality at the heart of design



Design & Build: Makespace Build - makespace.build & [@makespace_build](https://www.instagram.com/makespace_build)

Photography: Jake Pears-Scown - [@jakepearsscown](https://www.instagram.com/jakepearsscown)

Nestled in captivating Waipu, where nature takes centre stage, this exceptional build, comprised of four interconnected modules linked by a pergola and decking, embodies a seamless blend of nature and architecture.

The client's vision was clear: to create a Bach that seamlessly integrated with the picturesque surroundings of bush and ocean. They sought products that would be low maintenance while upholding a premium, high-quality finish.

Crafted off site in Auckland by the skilled team at Makespace Build, this 168sqm gem showcases the thoughtful connection between the living and dining modules. A cedar-lined pergola, equipped with outdoor speakers and heaters, creates a versatile space for year-round gatherings. This design ethos extends beyond aesthetics, providing an inviting living space that embraces the natural surroundings.



The home's layout

In crafting this masterpiece, Makespace Build has not only created a stunning living space but also a testament to their dedication to creating homes that seamlessly integrate with their surroundings. From material selection to floor plan functionality, every detail is meticulously curated to provide an experience that will be cherished for years to come.



- 3 Bedrooms
- 2 Bathrooms
- Lounge
- Study
- Laundry
- Walk in robe
- Open plan kitchen/dining
- 4 Modules | 128sqm






Interior Applications

Western Red Cedar
Panelling coated In
JSC Scumble® Wood
Oil colour Clear.


“A spot that is pure magic
with incredible views
from every angle.”

Makespace Build



The interior - panelling & sarking

Stepping inside, the space resonates with the warmth and character of Western Red Cedar. Its varied tones and distinctive grain patterns add a timeless charm, evoking a connection to nature that's felt throughout. The Western Red Cedar Ceiling and wall panelling envelop the space with their rich, natural hues. Coated in JSC Scumble Wood Oil Clear which not only enhances the wood's natural beauty but also provides essential protection against stains, moisture, and dust. It ensures that the timber remains as stunning as the day it is installed. The interplay of dark accents against the cedar panelling and finishes creates a captivating visual effect.



Project Profiles

Interior lining profile is
APJ836 profile by JSC.



The interior - bathrooms & kitchen

The kitchen exudes monochrome elegance, featuring premium appliances, a textured black slate benchtop, and subway tile splashback. This sleek design harmoniously complements the overall aesthetic, creating a space that's both refined and functional. The contrast with the rich timber tones from the Western Red Cedar ceiling panelling adds a layer of warmth and depth.

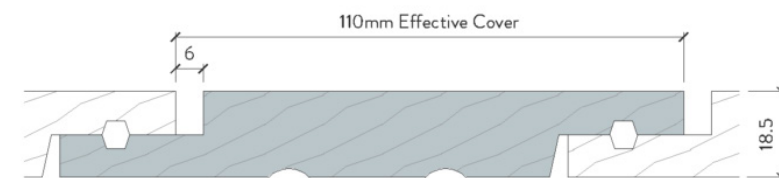
In the bathrooms, light-coloured tiles evoke a tranquil, beach-like ambiance. Custom features, including the classic recessed tiled channel drain, add a touch of sophistication. Premium fittings and fixtures merge beauty with practicality.

The exterior

The defining exterior feature, the JSC TMT Taxon cladding, creates a striking contrast against the vibrant backdrop. Its soft, even-grained appearance, characterised by minimal knots and deeper chocolate tones, forms a visual masterpiece. TMT Taxon has enhanced durability and stability, due to the thermal modification process which ensures longevity. Its resistance to fungal decay and moisture retention make it an ideal choice for both interior linings and exterior cladding. Through thermal modification, abundant and sustainable natural timber resources are utilised, extending the timber's lifespan and effectively sequestering carbon. Remarkably, the durability of TMT is achieved solely through controlled heat, without the use of any chemicals in the treatment process, ensuring a sustainable and lasting choice for exposed building elements.

Additionally, JSC Scumble Wood Oil, an advanced water-based product, contains natural plant-based oil ingredients with UV inhibitors, guaranteeing longer-lasting coatings and extended intervals between maintenance coats. Its high-quality pigments enhance durability and ensure a lasting finish, exemplifying a commitment to premium and low-maintenance solutions. This innovative approach not only ensures a stunning exterior finish but also aligns with the client's vision of a low-maintenance yet premium and high-quality result, showcasing the seamless integration of aesthetics and practicality.

JSC Scumble and TMT Taxon perfectly aligned with the clients' brief of low maintenance while upholding a premium, high-quality finish, thanks to their characteristics that blend elegance with practicality.



Project Profiles

Cladding profile is a TMT55 profile by JSC.



“We work with JSC on all our Makespace builds - we value their range of high-quality products that complement the design of our modular dwellings. Our clients & team also see the value & benefits in JSC’s thermally modified timber range accompanied with their great technical support & customer service.”

Makespace Build



Exterior Applications

JSC TMT Taxon Vertical Shiplap
Cladding coated in JSC Scumble®
Wood Oil colour Nightfall.



PREMIUM ARCHITECTURAL
& BUILDING SOLUTIONS

Project Timber is proudly produced by JSC – New Zealand's trusted supplier of premium architectural and building solutions. Contact our team for more information about JSC products and services, for expert advice, or to discuss your building project.

jsc.co.nz

AUCKLAND
(09) 412 2800
22 Sawmill Road
Riverhead

HAMILTON
0800 57 26 88
43 McKee Street
Pukete

WELLINGTON
0800 57 26 88
61 Seaview Road
Seaview

CHRISTCHURCH
(03) 348 9726
72 Hammersmith Drive
Sockburn