



Cox Street Private Residence | Coll Architecture

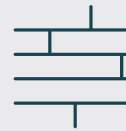
VITEX

Vitex Cofassus



PREMIUM ARCHITECTURAL
& BUILDING SOLUTIONS

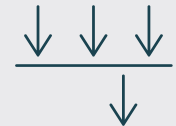
Popular long-wearing timber decking with minimal bleed



Renowned
decking timber



Proven durability



Minimal bleeding
of tannins

Vitex is sourced from community-based operations in the Solomon Islands and is predominantly used for hardwood decking throughout New Zealand. Vitex is a first cousin to the New Zealand Puriri (Vitex Lucens).

Vitex has minimal bleeding of tannins, meaning it is less likely to stain concrete and other hard surfaces when compared to other hardwood products such as Kwila.


Vitex is a durable hardwood, proven in commercial and residential applications. It has a consistent pale yellow-tan to creamy-grey appearance and will naturally age to a silver colour. The texture is fine and slightly lustrous with an even grain.



VITEX APPLICATIONS

Vitex has consistently good working and finishing properties, proven performance and a crisp, light appearance in outdoor applications such as:

- **Hardwood Decking** - Vitex has Class 2 durability making it great for residential & commercial decking & boardwalks.
- **Exterior posts & pergolas** - Vitex can be used in conjunction with decking in handrails, posts, beams, screening and pergolas which add to a great seamless and connected look.



TECHNICAL INFORMATION

Supplier responsibility status	NEPcon Legality
Availability of sizes	Lengths: Available in random spread, heavily from 2.1 - 3.0 lineal meters Sizes: Available in all common sizes
Durability	Class 2*
Grades	Clear

*Durability classifications provide a useful comparative guide, however factors relating to specific installations and natural timber variation may result in heartwood pieces falling outside the species' durability classification.

Mechanical properties	Green	Dry
Modulus of Rupture (MPa)	80	113
Modulus of Elasticity (GPa)	12	14
Hardness Janka (kN)	5.1	5.6
Crushing Strength (MPa)	42	64
*Density (kg/m3) *Air dry density (kg/m3) is average indication only and actual value may vary.	-	*700-800kg/m ³

Note: For comparable species speak to the JSC team about alternatives.

Disclaimer: JSC has endeavored to ensure this information is accurate but recommends for critical applications that independent advice is obtained. These properties are a guide only, as timber is a natural product there will be variations within any species. Please speak to our professionals at JSC for information and advice as well as for any information around profiles, fixing details and supporting documentation.

jsc.co.nz
TechHelp@jsc.co.nz
Sales@jsc.co.nz

FIND JSC ONLINE



AUCKLAND

(09) 412 2800
22 Sawmill Road
Riverhead

HAMILTON

0800 57 26 88
43 McKee Street
Pukete

WELLINGTON

0800 57 26 88
61 Seaview Road
Seaview

CHRISTCHURCH

(03) 348 9726
72 Hammersmith Drive
Sockburn

